



Planning Inclusive Walk Audits

Goals for Today

- Learn about more inclusive engagement
- Learn about the Inclusive Walk Audit Facilitator's Guide and how it was developed
- <https://tinyurl.com/inclusivewalkaudit>

Inclusive Walk Audit Facilitator's Guide

DECEMBER 2020



Agenda

- Guide Overview
- Recommendations and Resources
- Next Steps





Guide Overview

Guide Purpose

- Improve pedestrian planning processes by making them more inclusive of people with disabilities



Defining Key Terms: Walking

Walking is an inclusive term that includes both ambulatory and non-ambulatory modes. Walking encompasses all forms of mobility devices, including using a wheelchair, cane, walker, or other mobility device that allows the user to travel at human speed



Defining Key Terms: Walk Audit



A walk audit is an activity in which participants evaluate the walking environment and identify issues that impact their comfort and safety. A walk audit can be used as a community engagement tool.

Walk audits are distinct from MnDOT's ADA field walks and non-motorized field walks, which typically do not involve community members.

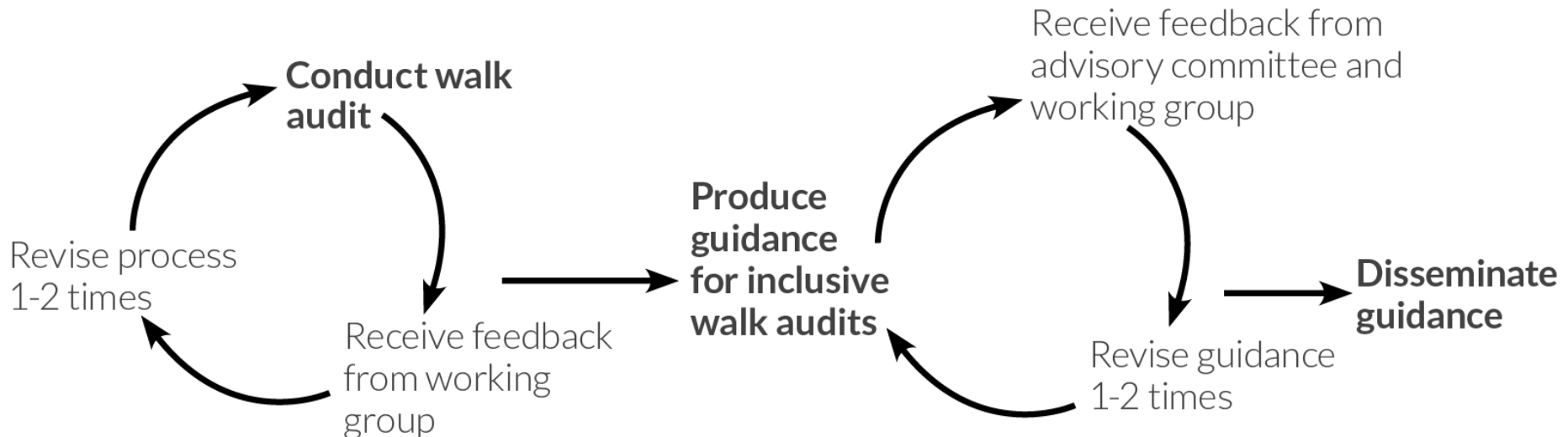
Defining Key Terms: Disability



A physical or mental condition that may limit or alter one or more major life activities for a person. Disabilities may be temporary or permanent, and people may have multiple disabilities. Disability encompasses differences or limitations to vision, hearing, speech, mobility, cognition, and more

Guide Development Process

- A work group of people with disabilities convened twice during the project to try out engagement techniques
- The guide was developed using multiple rounds of feedback and revision



Guide Contents

The guide includes two main sections:

- Planning a more inclusive meeting
- Conducting a more inclusive walk audit

CONTENTS

GLOSSARY	01
INTRODUCTION.....	03
PLANNING A MORE INCLUSIVE MEETING.....	05
Meeting time and location	05
Recruiting and communicating with attendees before meeting.....	07
Self-guided virtual walk audit.....	10
Day-of meeting set up.....	11
Meeting facilitation.....	13
CONDUCTING A MORE INCLUSIVE WALK AUDIT	15
Walk audit planning.....	15
Facilitation before the walk audit	19
Facilitation during walk audit	21
APPENDIX.....	23
Connecting with disability organizations	23
Centering the experiences of people with disabilities.....	23
Writing inclusive meeting invitations	25
Potential accommodations	27
For more information or for assistance	29
Example walk audit worksheet	30

Guide Contents

The appendix contains useful tools that you can use to host your own walk audit and more inclusive meetings

MINNESOTA DEPARTMENT OF HEALTH

EXAMPLE WALK AUDIT WORKSHEET

A walk audit is an activity in which participants evaluate the walking environment and identify issues that impact their comfort and safety. People do walk audits for a variety of reasons, including:

- A group of neighbors might do a walk audit of a street or area of their community to build consensus around changes they want to advocate for.
- A city planner or engineer might conduct a walk audit with community members to inform the planning or design process for a street or area of the city.
- Students, teachers, and parents might do a walk audit of the area around a school as part of a Safe Routes to School planning process.

Date:

Location:

Walk along the route shown on the map back of this worksheet. You can make notes on the map, and consider the following questions as you walk:

1. Do you have enough room to walk?
2. Is it easy to cross streets?
3. Do drivers behave safely?
4. Is the route pleasant?
5. Put yourself in someone else's shoes: How comfortable would you feel walking the route with a child? With someone who has low-vision? With someone using a wheelchair?

INCLUSIVE WALK AUDIT FACILITATOR'S GUIDE

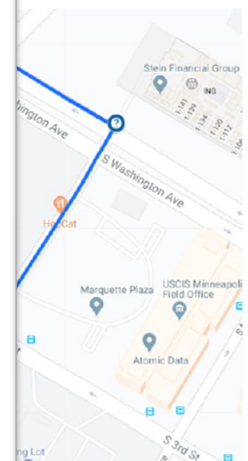
Walk audit:

Nicollet Mall toward S 3rd St and

269 ft.

Wabaton Ave.

to reach the library entrance.





Recommendations and Resources

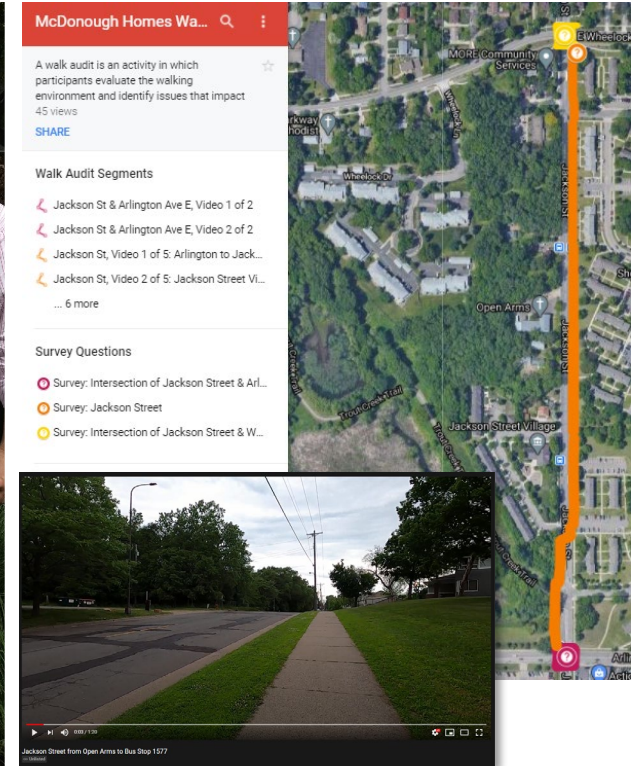
Types of Walk Audits



In person walk
audit




In person walk
audit with mobility
simulation devices



Self-guided virtual
walk audit

Planning a More Inclusive Meeting

- Contact disability services and advocacy organizations
- Offer compensation for participants' time



Facilitation Before a Meeting

- Set clear meeting expectations
- Provide written materials in advance
- Provide information on who to contact for accommodations or questions

INCLUSIVE WALK AUDIT FACILITATOR'S GUIDE

WRITING INCLUSIVE MEETING INVITATIONS

Less accessible meeting invitation example

You're invited! Join us in designing a better walking environment for Minnesota City residents and visitors. RSVP for our community walk audit for Minnesota City's pedestrian plan by emailing staff@MinnesotaCity.gov.

Date: April 10, 2020

Time: 10:00am

Location: Public Works Building Room 250

More accessible meeting invitation example

You're invited! Share your experience walking (including using a wheelchair or other mobility device) in Minnesota City by participating in a community walk audit. Join us to evaluate conditions for walking in Minnesota City and identify issues that impact your comfort and safety. Your feedback will help shape Minnesota City's pedestrian plan.

Date: April 10, 2020

Time: 10:00am-11:30am

Location: Public Library, Room 201, 100 Main Street, Minnesota City MN 55670.

RSVP by April 8, 2020 by emailing staff@MinnesotaCity.gov or calling XXX-XXX-XXXX. When you RSVP, please let us know if there is anything we can do to support your participation in the meeting, such as providing a sighted guide to accompany you during the walk.

Additional details:

Below are more details on how to get to the meeting, what to expect at the meeting, and other ways to provide feedback for the Minnesota City Pedestrian Plan.

Getting to the meeting:

The library is on the Number 2 bus route, has a bike rack 50 feet from the front door on Main Street, and has accessible parking spaces by the front door. There is a ramp leading from the sidewalk to the front door. When you enter the lobby, turn right to go up the stairs or use the elevator to reach the second floor. The meeting room is about 100 feet to the left of the elevators on the second floor.

Facilitation During a Meeting

- Use small groups
- Verbally express visual information
- Set shared agreements
- Offer time for participants to share their background
- Strive for consistency with information previously shared about the meeting
- Repeat questions



Facilitation Before the Walk Audit

- Center disability and lived experiences
- Clearly communicate the purpose
- Provide route context
- Provide worksheets or questions in advance
- Offer multiple ways to share ideas
- Develop a shared vocabulary / explain technical terms



Facilitation During the Walk Audit

Facilitation during a virtual or in person walk audit:

- Stick to the planned route and stops
- Ask participants the same questions you shared in advance
- Summarize what you heard and how input will be used
- Provide contact information for thoughts after the walk audit



Virtual Walk Audit Example

A virtual walk audit can apply recommendations from the guide in an online format.

Directions for a quarter mile (approximately 3 blocks) walk audit:

Start: Library Entrance on Nicollet Mall

Walking on the west side of the street, head northeast on Nicollet Mall toward S 3rd St and walk 673 ft.

Cross to the north side of S Washington Ave.

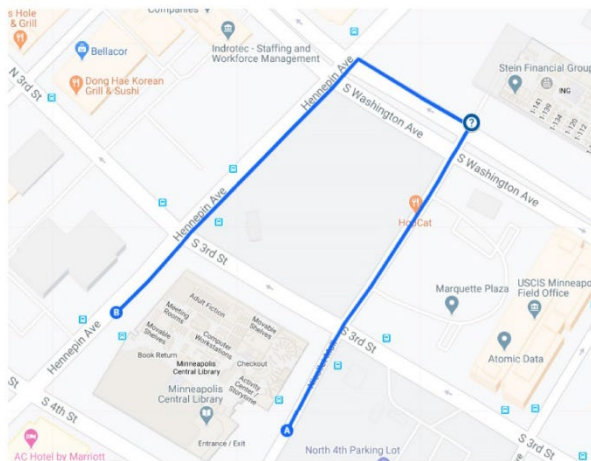
Stop to consider the questions on the worksheet.

Walking on the north side of S Washington Ave, walk west 269 ft.

Turn left at the light to cross to the south side of S Washington Ave.

Walk on the east side of Hennepin Ave for 656 ft. until you reach the library entrance.

End: Library Entrance on Hennepin Ave



McDonough Homes Wa... 🔍

A walk audit is an activity in which participants evaluate the walking environment and identify issues that impact 45 views

[SHARE](#)

Walk Audit Segments

- Jackson St & Arlington Ave E, Video 1 of 2
- Jackson St & Arlington Ave E, Video 2 of 2
- Jackson St, Video 1 of 5: Arlington to Jack...
- Jackson St, Video 2 of 5: Jackson Street Vi...
- ... 6 more

Survey Questions

- Survey: Intersection of Jackson Street & Arl...
- Survey: Jackson Street
- Survey: Intersection of Jackson Street & W...

Jackson Street from Open Arms to Bus Stop 1577



Next Steps



Next Steps

- Continue sharing project findings
- Explore options for using temporary demonstration projects to center on the needs and experiences of people with disabilities



Next Steps

- Continue sharing project findings
- Explore options for using temporary demonstration projects to center on the needs and experiences of people with disabilities



thank you!

Emily Smoak
emily.smoak@state.mn.us
651-201-3660

Colin Harris
colinharris@altago.com
612-400-9856